




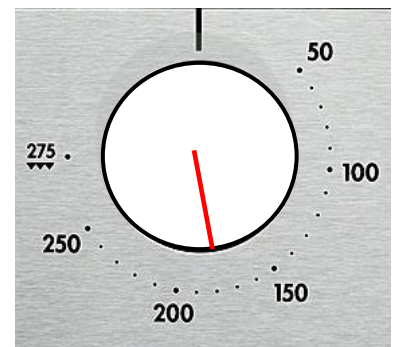


# Chocolate Brownies



					
<b>100g</b> Chocolate	<b>3</b> eggs	<b>2 tblsp</b> Cocoa	<b>100g</b> butter	<b>200g</b> Brown sugar	<b>200g</b> Self-Raising flour

1. Pre-heat the oven to **180°C** and grease the tin.



2. Melt the chocolate and butter together in a saucepan over a low heat.

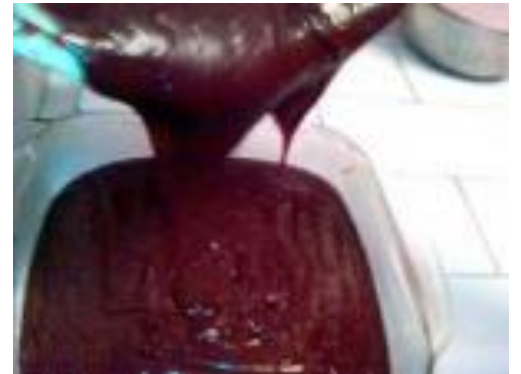
3. Turn off the heat and gradually stir in the sugar and eggs





4. Stir in the self-raising flour and cocoa powder.

5. Pour the mixture into a greased baking tin and bake in the oven for 15 minutes.



6. Remove from the oven, place on a cooling rack and leave to cool.

7. Cut into pieces and enjoy!

